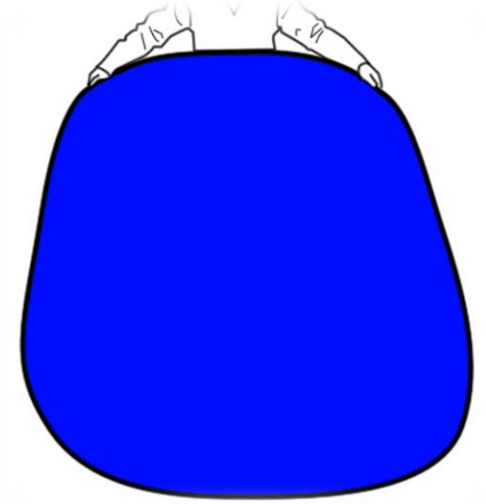
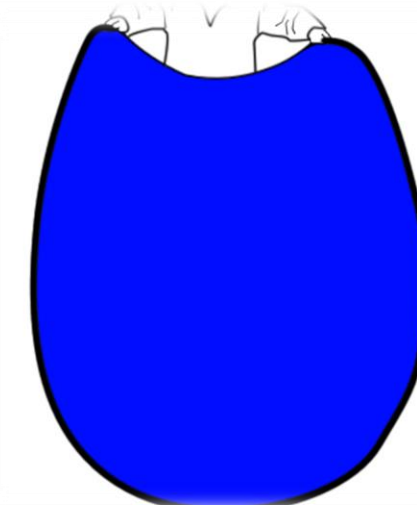


PIXAPRO® Collapsible Background Folding Instructions

How to Fold:




1. Hold your PIXAPRO® Collapsible Background at one of the shorter ends, keeping one hand at either side of the background.

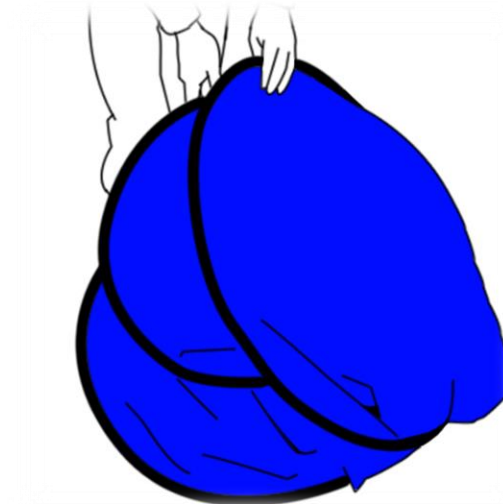


2. Holding the ends of the PIXAPRO® Collapsible Background firmly, bring your hands together folding the background in half.

PIXAPRO® Collapsible Background Folding Instructions



3. Tuck the right hand side of the PIXAPRO® Collapsible Background into the left hand side.



4. Push the folded ends forward and the Background will collapse, allowing the background to be placed in the carry bag.

PIXAPRO® Collapsible Background Folding Instructions

PIXAPRO®

50 Popes Lane
Oldbury
B69 4PA
Tel: 0121 – 552 3113
Email: pixaprouk@gmail.com

Instruction Manual © PIXAPRO® LTD. All Rights Reserved

+
-